

GWAJIOR GLORY PRIDE

Class : III

SUMMER HOLIDAY HOMEWORK ENGLISH (2026-27)

Name : _____ Sec. : _____ Roll No. : _____ Date : _____

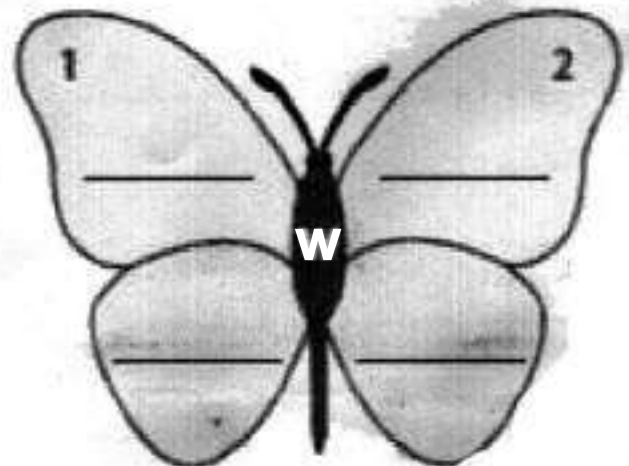
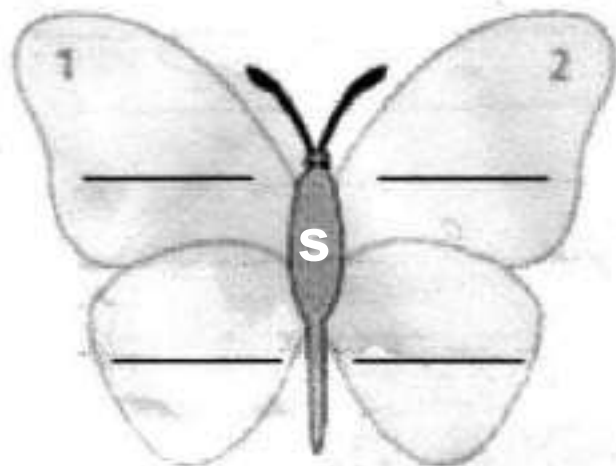
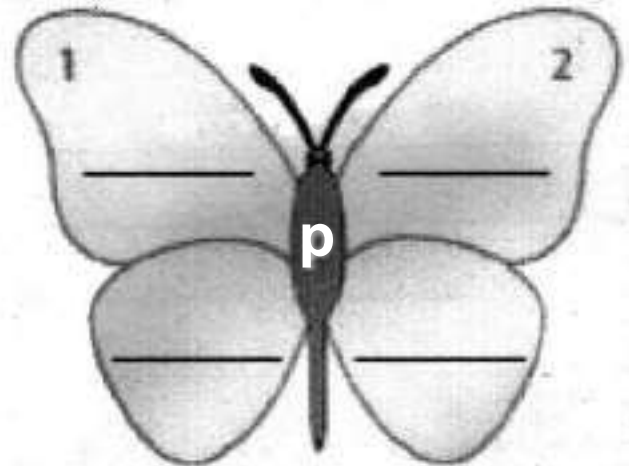
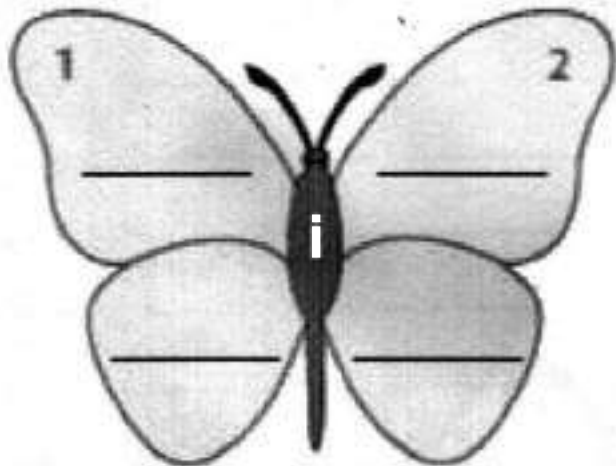
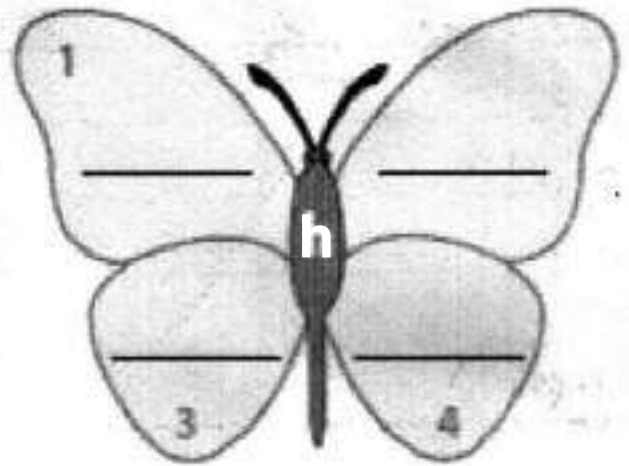
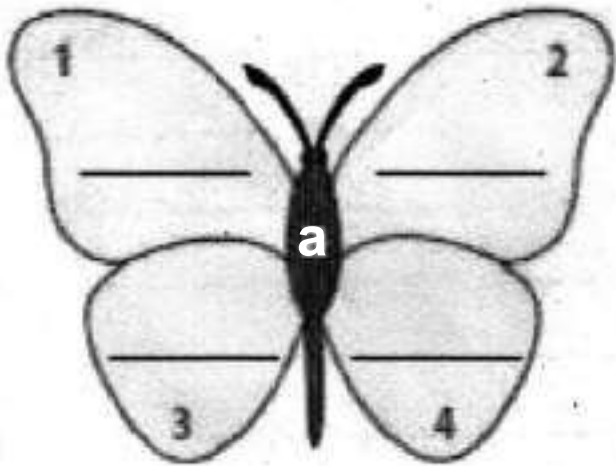
Q1. NOUNS IN THE FALL: Color the nouns using the color code given.

Person 	Place 	Thing 
--	--	---

cap, Dad, cat, pen, shop, sun, hut, food, Sam, park, rock, home, cup, car, beach, Mom, girl, bike, boy, Tom, sock, dog

Q2. Sort the words by their first letter and arrange them alphabetically?

air	health	parent	winter	idea	wax
photo	actor	snake	island	pen	woman
animal	hope	play	speech	image	horse
hat	score	ink	area	walk	sad



Q3. Read and answer:

Jacob's Daily Routine



A) Read the story.

This is me, Jacob. I am nine years old. I always start my fresh day by waking up at 7:50 in the morning. Then, I go to brush my teeth because it is the most important thing to do every day. School starts at 8:30 in the morning. I go to the bedroom and dress up. Then, I need to eat breakfast with my family. After that, I go to school at 8:15 because I don't want to be late. At lunchtime, I usually have a conversation with my friend, Jake. Before school ends, I always say goodbye to my teachers. My favourite teacher is Mr. Greyson. He is always very friendly! At 2:50 p.m., I went home, I see my sister is playing with my toy! She always does this, but I let her permission to use my toy. At 6 p.m., I do my homework. At 10 p.m., I am in my bed and sleep for some wonderful dreams!

B) Answer the questions after reading the story.

Name: _____

1. What time does he wake up in the morning?

2. Why does he brush his teeth everyday?

3. What time does his school start? _____

4. Who is his favourite teacher? _____

5. Who is his friend? _____

6. Does his sister play with his toy? _____

7. What he does at 6 p.m.? _____

8. What he does at 10 p.m.? _____

C) Circle True or False:

1. Jacob is 11-year old.

(T/F)

2. He eats breakfast with his family.

(T/F)

3. He doesn't say goodbye to his teachers.

(T/F)

4. At lunchtime, He talks with his friend.

(T/F)

**Q4. Write the words in the correct order to make meaningful sentences.
Remember to use capital letters and full stops:**

- 1) and / like / i / curd / eat / to / rice _____

- 2) can / i / ride / bike / a _____
- 3) coffee / and / like / i / tea _____
- 4) is / my / green / this / coat _____
- 5) have / i / new / got / shoes _____
- 6) is / Ali's / this / hat _____
- 7) bedrooms / three / we / got / have _____
- 8) kitchen / big / a / i / got / have _____
- 9) Sand / strawberry / ice cream / likes _____
- 10) bathroom / tiny / is / my _____

Q5. ADJECTIVE WORD CHALLENGE:

An adjective is a word that describes a noun.

- 1) Name 3 adjectives that describe an apple.

- 2) Name 2 adjectives that describe a zombie or another kind of monster.

- 3) Name 3 adjectives that start with the letter w.

- 4) Name 3 adjectives that describe you.

- 5) Name 3 adjectives that describe your favorite food.

- 6) Write an adjective to describe the following nouns:
a _____ squirrel a _____ snake a _____ cat

Q6. ENHANCE YOUR CREATIVE SKILLS:

Contractions!

I made myself a contraction,

As shortened as can be.

I thought I'd put two words together

Simple, can't you see?



- # Refer to the picture given and prepare a 'contraction caterpillar' with at least 10 contractions. Use colourful papers and present it in a creative manner.
-

Q6. ENHANCE YOUR CREATIVE SKILLS:

Contractions!

I made myself a contraction,

As shortened as can be.

I thought I'd put two words together

Simple, can't you see?



- # Refer to the picture given and prepare a 'contraction caterpillar' with at least 10 contractions. Use colourful papers and present it in a creative manner.

GWALIOR GLORY PRIDE

Class : III

SUMMER HOLIDAY HOMEWORK HINDI (2026-27)

Name : _____ Sec. : _____ Roll No. : _____ Date : _____

प्र.1 चित्रों को देखकर व शब्दों को समझकर उनके समान अर्थ गोले में से ढूँढकर लिखिए।

1.



घर

2.



वर्षा

3.



फूल

4.



चाँद

5.



पेड़

6.



सूर्य

7.




घन

तरु, सुधाकर,
पुष्प, गृह, जलधर,
भास्कर, बरखा


प्र.2 आकृतियों में दिए गए शब्दों के पर्यायवाची शब्द छाँटकर लिखें।

सूर्य, बादल, आँख, रात, पृथ्वी, चंद्रमा, कमल, पानी


1. पंकज




2. निशा




3. जल



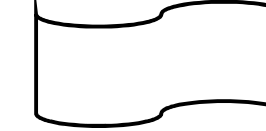
4. भूमि



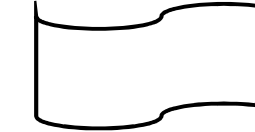
5. सूरज



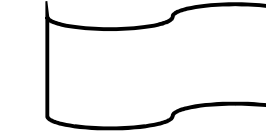
6. मेघ



7. नेत्र



8. चाँद



प्र.3 दिए गए दृश्य को ध्यानपूर्वक देखकर निम्न में दिए गए शब्दों का उपयोग कर पाँच वाक्य लिखिए।

[पतंग, पिकनिक, बत्तख, फूल, बैडमिंटन, सुबह की सैर]

1.

2.

3.

4. _____

5. _____

6. _____

प्र.3 निम्नलिखित प्रश्नों को ध्यानपूर्वक पढ़कर वर्ग पहेली में दिए उत्तरों पर गोला बनाइए।

क	ग	ड	क्लू	ब	र	क	प	र	आ
म	न	टी	व	हे	म	री	ई	शु	ब
ल	डि	न	प	पृ	थ्वी	जू	फ	क्र	भ
म्ब	र	व	न	व	सि	ट	अ	ज	य
भ	य	बु	भ	म	री	इ	उ	ख	र
ड	ज	ध	ई	ज	व	मं	ग	ल	ब
ला	ट्रू	भ	य	ल	फ	य	म	छ	श
ज	ब	बृ	ह	स्प	ति	ब	र	ड	ष
ह	यू	भ	म	प	र	ख	ज	म	न

आड़े (Across)

1. यह हमारा ग्रह है जहाँ हम रहते हैं।
2. यह लाल रंग का ग्रह है।
3. यह सबसे बड़ा ग्रह है।

खड़े (Down)

1. यह ग्रह बहुत गर्म है।
2. यह सूर्य के सबसे पास है।

4. _____

5. _____

6. _____

प्र.3 निम्नलिखित प्रश्नों को ध्यानपूर्वक पढ़कर वर्ग पहेली में दिए उत्तरों पर गोला बनाइए।

क	ग	ड	क्लू	ब	र	क	प	र	आ
म	न	टी	व	हे	म	री	ई	शु	ब
ल	डि	न	प	पृ	थ्वी	जू	फ	क्र	भ
म्ब	र	व	न	व	सि	ट	अ	ज	य
भ	य	बु	भ	म	री	इ	उ	ख	र
ड	ज	ध	ई	ज	व	मं	ग	ल	ब
ला	ट्रू	भ	य	ल	फ	य	म	छ	श
ज	ब	बृ	ह	स्प	ति	ब	र	ड	ष
ह	यू	भ	म	प	र	ख	ज	म	न

आड़े (Across)

4. यह हमारा ग्रह है जहाँ हम रहते हैं।
5. यह लाल रंग का ग्रह है।
6. यह सबसे बड़ा ग्रह है।

खड़े (Down)

3. यह ग्रह बहुत गर्म है।
4. यह सूर्य के सबसे पास है।

प्र.6 भारत के किन्हीं चार राज्यों में रहने वाले लोगों की भाषा लिखिए। वेशभूषा एवं खान-पान का चित्र चिपकाइए। (ए-4 साइज पेपर)

NOTE:

- (1) प्रतिदिन एक पेज सुलेख का अभ्यास करें।
- (2) व्याकरण पुस्तक में से विलोम शब्द एवं पर्यायवाची शब्द याद करें।

प्र.6 भारत के किन्हीं चार राज्यों में रहने वाले लोगों की भाषा लिखिए। वेशभूषा एवं खान-पान का चित्र चिपकाइए। (ए-4 साइज पेपर)

NOTE:

- (1) प्रतिदिन एक पेज सुलेख का अभ्यास करें।
- (2) व्याकरण पुस्तक में से विलोम शब्द एवं पर्यायवाची शब्द याद करें।

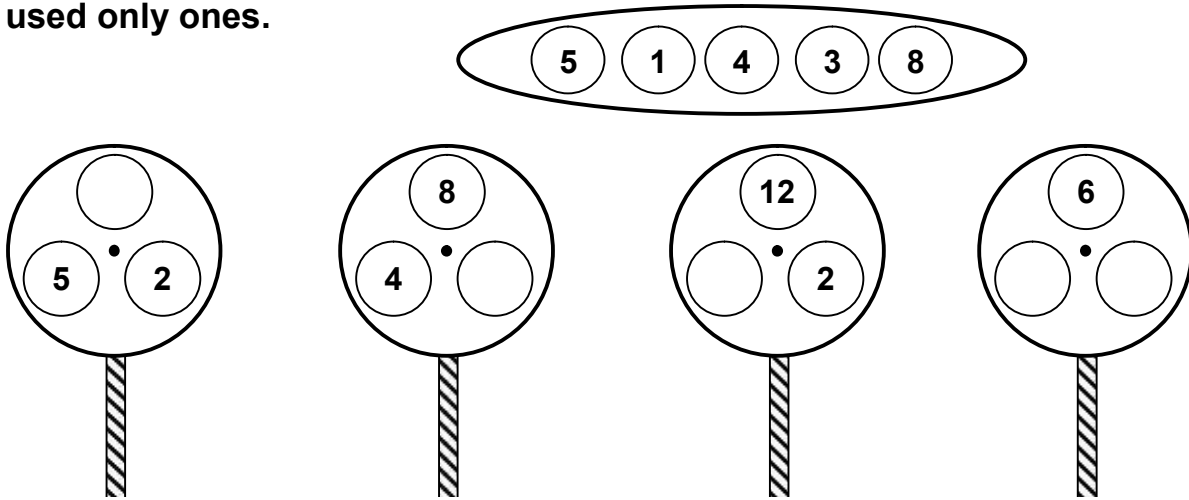
GWAJIOR GLORY PRIDE

Class : III

SUMMER HOLIDAY HOMEWORK MATHEMATICS (2026-27)

Name : _____ Sec. : _____ Roll No. : _____ Date : _____

- 1) For each set of lollipops choose the correct numbers from the circles on the lollipops so that the total of each lollipop is the same. Each number can be used only ones.



- 2) Read the English newspaper or a magazine for a week and cut out 2 articles in which large number or its number name appears. Cut and stick in the given space and write the following details.

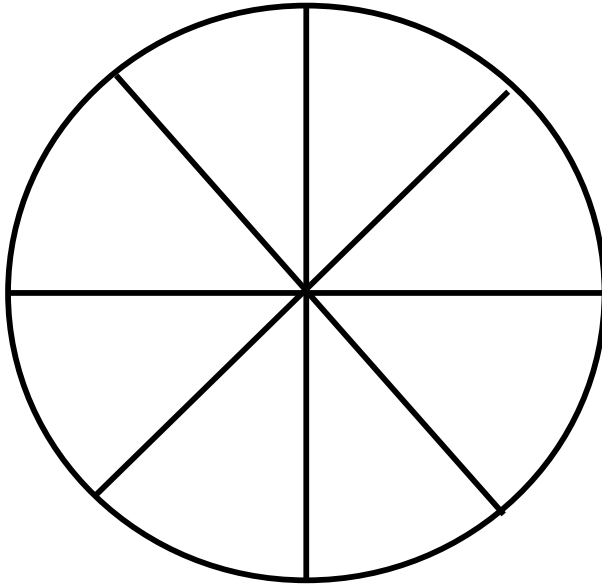
- a) Name of newspaper. _____
- b) the date on which the article appeared. _____
- c) What does the number refer to? _____

- 3) Read the direction below to make the perfect pizza. Each piece will get only one type of topping.

Directions : Follow the steps below to make the perfect pizza.

- a) Add sauce to the whole pizza.
- b) Add tomatoes to $\frac{4}{8}$ of the pizza.
- c) Add mushrooms to $\frac{1}{8}$ of the pizza
- d) Add olives to $\frac{2}{8}$ of the pizza.
- e) Add bell peppers to $\frac{1}{8}$ of the pizza.

Draw or paste the picture of Olives, mushrooms, tomatoes and bell peppers.



- 4) Write 2 letters and 2 digits which do not change in the mirror image also.

Example: **A** | **A**

Letters

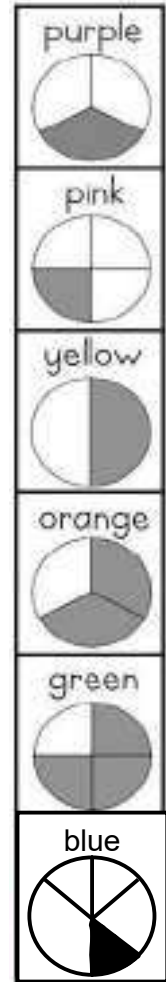

Numbers

1

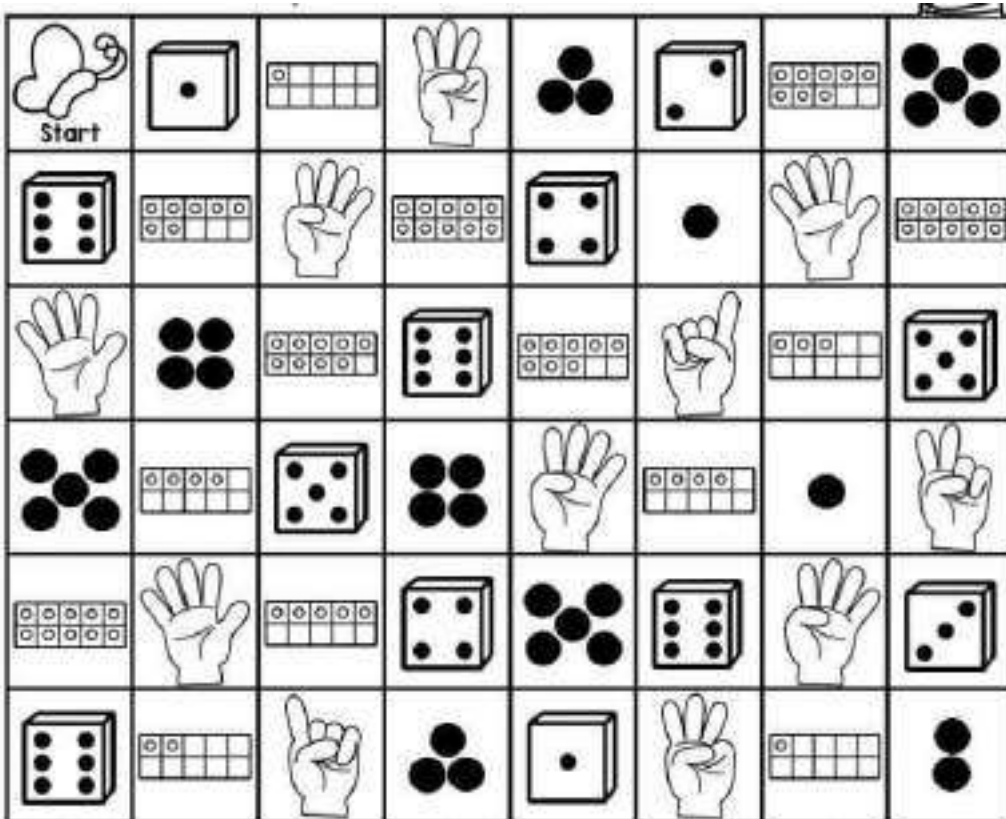
2



7) Directions: Use the fraction colour code to colour the picture.



8) Directions: Help the butterfly find his way to the flower. Colour all the spaces that have the value of 1, 2, or 3.



Q2. Brain Travel: Guess the Continent !!

Solve the following riddles:

1. I am the largest of them all,
With deserts, mountains, and trees so tall.
The Great Wall stands within my land,
Can you name me? Take a stand!

Ans: _____

2. I am the smallest, yet I shine bright,
With kangaroos that hop in sight.
The Sydney Opera House you'll see,
Tell me now, where could I be?

Ans: _____

3. I am covered in ice, cold and white,
With no real people in sight.
Penguins love to slide and play,
Which continent am I today?

Ans: _____

4. I have the Amazon, lush and green,
And Christ the Redeemer can be seen.
Carnivals and football bring delight,
Which continent am I? Guess it right!

Ans: _____

Q3. Project

Make three flashcards with front side the picture or drawing of any famous Indian Woman Personality and backside two or three clues about them like, I was the first Indian woman in Space.

5. I have lions, elephants, and more,
The Sahara Desert you can explore.
From pyramids tall to safaris grand,
Can you guess this beautiful land?

Ans: _____

6. I have castles, history, and art,
The Eiffel Tower is a famous part.
From London to Rome, take a tour,
Which continent? Let's explore!

Ans: _____

7. The Statue of Liberty stands so tall,
Niagara Falls makes a mighty call.
From Canada to Mexico, places to see,
Which continent do you think I could be?

Ans: _____

8. I am split into two, as you can see,
One part has Brazil, the other has NYC.
Together I make quite a sight,
Which two continents am I right?

Ans: _____

9. I touch four others, this is true,
With deserts dry and forests too.
From Egypt to Cape Town, I stretch wide,
Which vast continent am I? Decide!

Ans: _____

GWALIOR GLORY PRIDE

SUMMER HOLIDAY HOMEWORK

COMPUTER (2026-27)

Class : III

Name : _____ **Sec. :** _____ **Roll No. :** _____ **Date** _____

Q.1. Collect the pictures of any five Computer Peripherals and paste them on an A4 size coloured sheet with a title "Computer Peripherals" at the top and a beautiful border round the edges.

Also write two uses of each.

(Peripherals are external devices that are connected to a computer to add functionality.

They help in input, output, and storage tasks but are not part of the computer's main processing system.

Ex. Monitor, RAM, Printer, Keyboard, Mouse etc.)

Q2. Design your own icon and name the app in the space provided.



GWALIOR GLORY PRIDE

SUMMER HOLIDAY HOMEWORK

COMPUTER (2026-27)

Class : III

Name : _____ **Sec. :** _____ **Roll No. :** _____ **Date** _____

Q1. Collect the pictures of any five Computer Peripherals and paste them on an A4 size coloured sheet with a title "Computer Peripherals" at the top and a beautiful border round the edges.

Also write two uses of each.

(Peripherals are external devices that are connected to a computer to add functionality.

They help in input, output, and storage tasks but are not part of the computer's main processing system.

Ex. Monitor, RAM, Printer, Keyboard, Mouse etc.)

Q2. Design your own icon and name the app in the space provided.



Q3. Draw or paste icons of the following on an A4 size coloured sheet.

1. Google Chrome
2. Facebook
3. Pinterest
4. Instagram
5. Twitter (X)
6. Linked in

Q4. Make a 3D model of a computer using cardboard, clay, or recycled materials.

Or

Draw or paste pictures of hardware and software devices of computer(5 each) on half chartpaper and write their names with their uses.

Q3. Draw or paste icons of the following on an A4 size coloured sheet.

1. Google Chrome
2. Facebook
3. Pinterest
4. Instagram
5. Twitter (X)
6. Linked in

Q4. Make a 3D model of a computer using cardboard, clay, or recycled materials.

Or

Draw or paste pictures of hardware and software devices of computer(5 each) on half chartpaper and write their names with their uses.

GWALIOR GLORY PRIDE

SUMMER HOLIDAY HOMEWORK

ART & CRAFT (2026-27)

Class : III

Name : _____ **Sec. :** _____ **Roll No. :** _____ **Date**_____

ART:

- 1) Draw a parrot in the traditional Madhubani art [Use black pen] [Example-1 given back]
- 2) Make a leaf printing art on A4 size sheet (using your own ideas) [Example-2]

CRAFT:

- 1) Make five creative bookmark for your notebook. [Example-3 given back]

NOTE:- ART WORKSHEET TO BE DONE IN ART NOTEBOOK.

GWALIOR GLORY PRIDE

SUMMER HOLIDAY HOMEWORK

ART & CRAFT (2026-27)

Class : III

Name : _____ **Sec. :** _____ **Roll No. :** _____ **Date**_____

ART:

- 1) Draw a parrot in the traditional Madhubani art [Use black pen] [Example-1 given back]
- 2) Make a leaf printing art on A4 size sheet (using your own ideas) [Example-2]

CRAFT:

- 1) Make five creative bookmark for your notebook. [Example-3 given back]

NOTE:- ART WORKSHEET TO BE DONE IN ART NOTEBOOK.



Example-1



Example-2



Example-3



Example-1



Example-2



Example-3

GWALIOR GLORY PRIDE

Class : III

SUMMER HOLIDAY HOMEWORK (2026-27)

SOCIAL SCIENCE

Name : _____ Sec. : _____ Roll No. : _____ Date : _____

PROJECT – • Do any 1 project

• Submit the project by **15th July'26**.

• Project carries 10 marks and will be marked for **Term-1**

(1) **Make a flipbook or cutout showing the layers of the earth. [refer the picture provided]**



OR

Make a 3D model of planets allotted:-

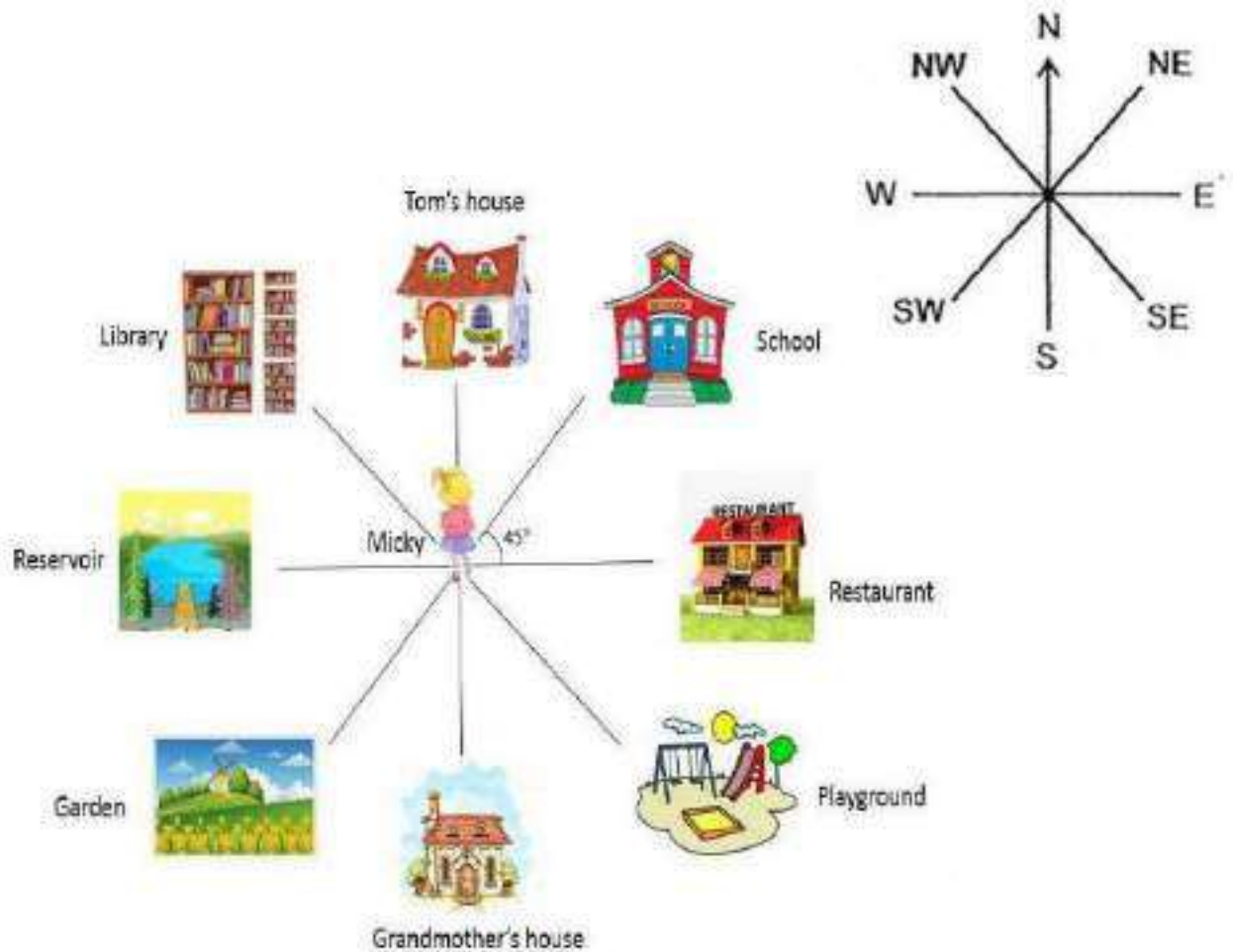
Roll no. 1,2,3 – **Mercury**, Roll no. 4,5,6 – **Venus**, Roll no. 7,8,9- **Earth**,

Roll no. 10,11,12 – **Jupiter**, Roll no. 13,14,15 – **Saturn**,

Roll no. 16,17,18 – **Uranus**, Roll no. 19,20 - **Neptune**

(2) Let's practice the compass direction identification.

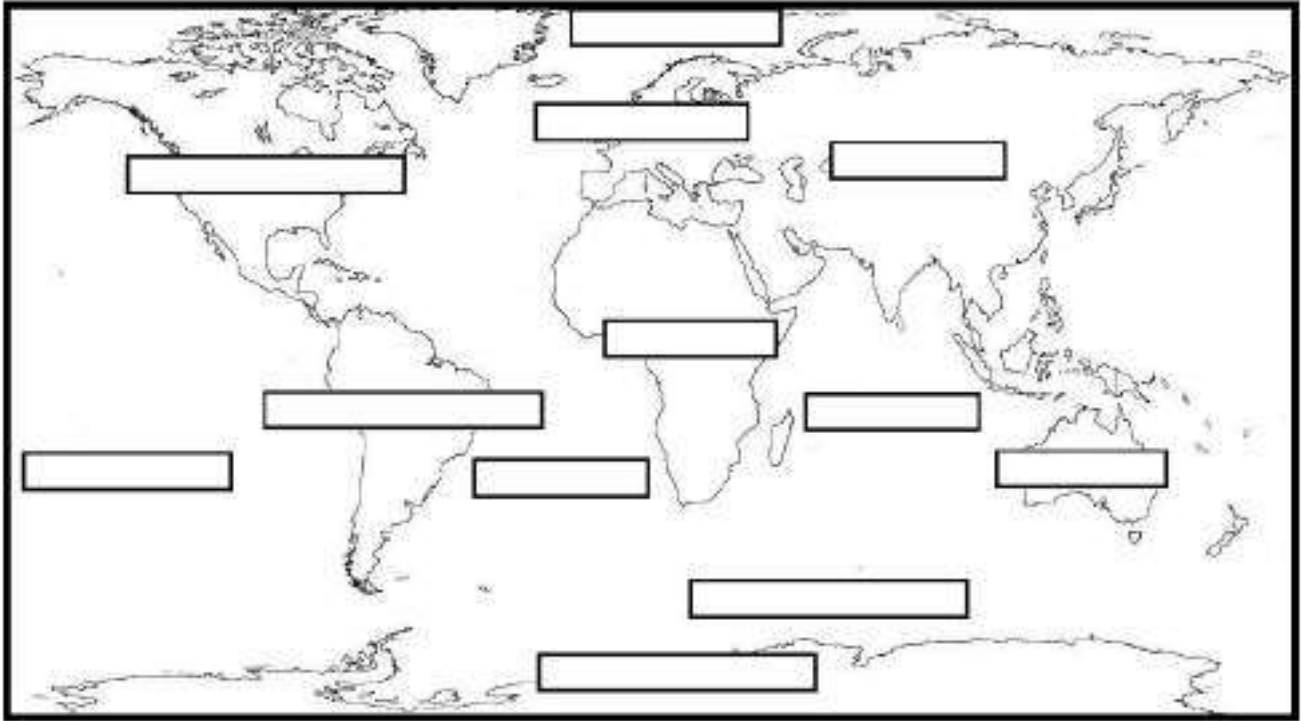
Topic: The Eight Point Compass



Use the Eight Point Compass to tell Micky's location. Then write your answer in the direction box. (**TYPE ANSWER USING CAPS LOCK**)

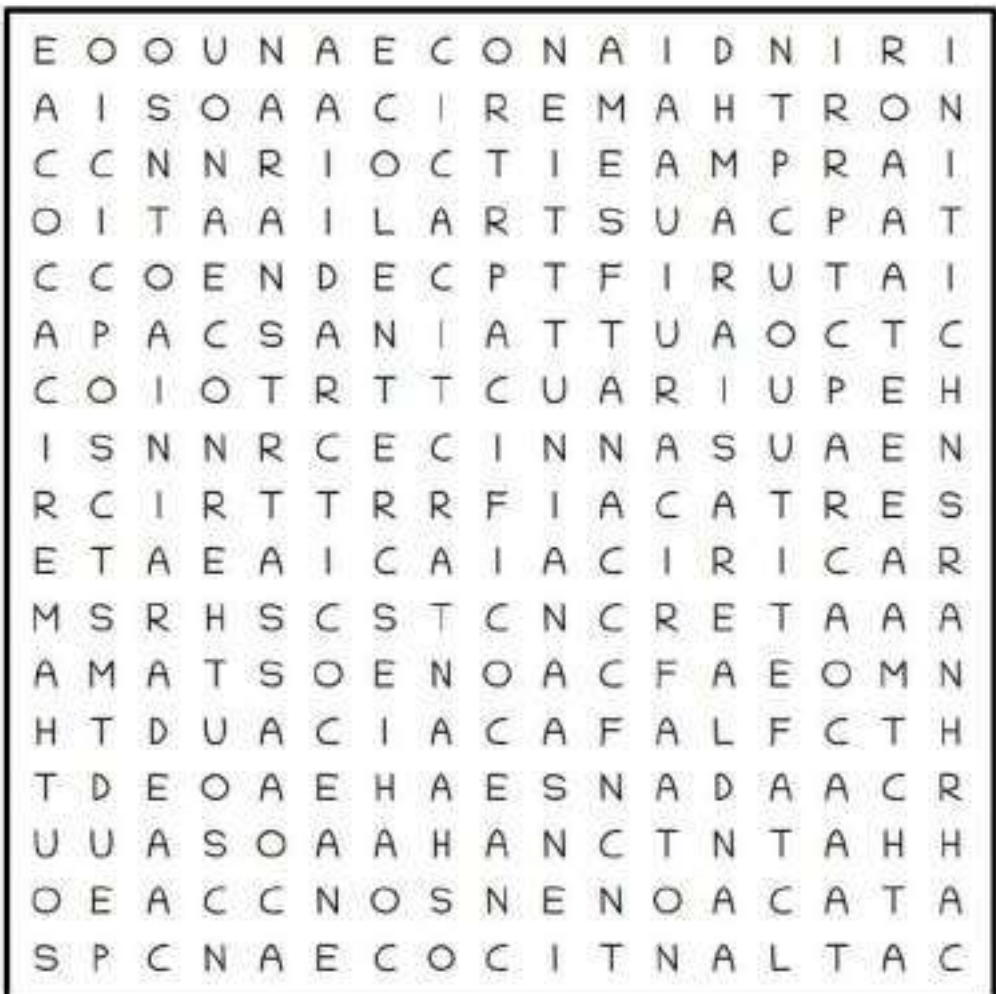
Micky's location		Direction
1.	Micky goes to school.	
2.	She goes to the restaurant.	
3.	Micky goes to her grandmother's house.	
4.	Her friend Tom wants her to come over to his house.	
5.	Micky's family goes to the reservoir.	
6.	She wants to play at the playground.	
7.	On Sunday, Micky's family goes to visit the garden.	
8.	Micky is going the library to borrow some books.	

- (3) Label the continents and ocean using the words below as a guide. Then find each word in the jumble word grid.




- Africa
- Antarctica
- Asia
- Australia
- Europe
- North America
- South America

- Pacific Ocean
- Indian Ocean
- Atlantic Ocean
- Arctic Ocean
- Southern Ocean



- (4) Make a poster on 'Save our beach' in the space provided. Write a slogan and mention few ways in which you can save the marine life.



Ways to save the marine life.

- 1) _____

- 2) _____

- 3) _____
